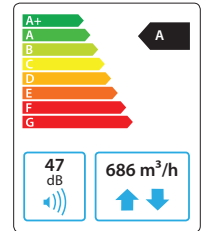


# Domekt R 700 F C6

Maximal air flow, m <sup>3</sup> /h	686
Maximal air flow, l/s	191
Unit weight, kg	93
Supply voltage, V	1~230
Maximal operating current, A	HE11,7
Thermal efficiency of heat recovery, %	83
Reference flow rate, m <sup>3</sup> /s	0,133
Reference pressure difference, Pa	50
SPI, W/(m <sup>3</sup> /h)	0,30
Filters dimensions BxHxL, mm	370x360x46
Electric power input of the fan drive at reference flow rate, W	76
Electric power input of the fan drive at maximum flow rate, W	176
Electric air heater capacity, kW / Δt, °C	2/11,6
Maintenance space, mm	430
Control system	C6



## Acoustic data

A-weighted sound power level  $L_{WA}$ , dB(A) at reference flow rate

Supply inlet	54
Supply outlet	67
Exhaust inlet	54
Exhaust outlet	67
Casing	47

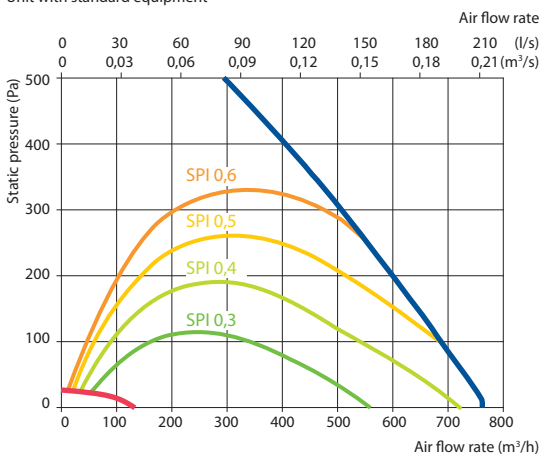
A-weighted sound pressure level  $L_{PA}$ , dB(A)

10 m<sup>2</sup> normally isolated room, distance from casing – 3 m.

Surroundings	36
--------------	----

## Performance

Unit with standard equipment

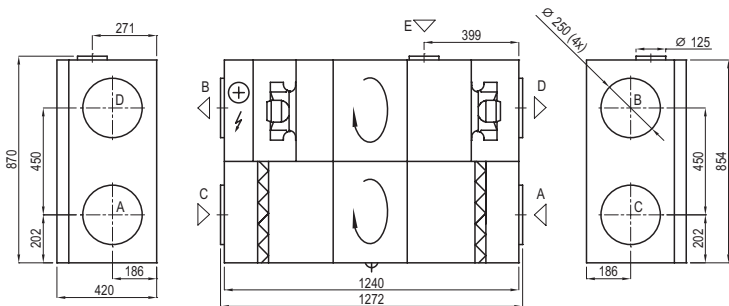


## Temperature efficiency

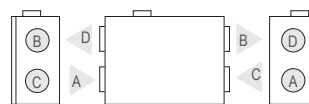
Outside temperature, °C	Winter					Summer		
	-23	-15	-10	-5	0	25	30	35
After heat exchanger, °C	12,6	14,3	15,3	16,4	17,4	22,6	23,7	24,7

indoor +22°C, 20 % RH

Shown as left (L1)

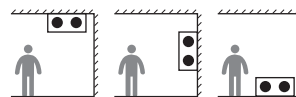


Shown as right (R1)



- A outdoor intake
- B supply air
- C extract indoor
- D exhaust air
- E additional extraction connection (by-pass – extraction without heat recovery)

Mounting positions



## Accessories

Closing damper	AGUJ-M-250+LF230/CM230
Silencer	A/D AGS-250-50-600-M
	B/C AGS-250-50-900-M
Water heater	DH-250
PPU	PPU-HW-3R-15-0,63-W2
2-way valve (heater)	VVP47.10-0,63

Water cooler	DCW-0,7-5
2-way valve (cooler)	VVP47.15-2,5
Outdoor grill	LD-250
Water heater-cooler	DHCW-250
DX cooler	DCF-0,7-5
Cooling unit	MOU-18HFN8+KA8140

