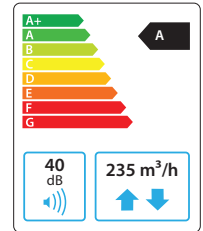


# Domekt R 200 V C4

Maximal air flow, m <sup>3</sup> /h	235
Maximal air flow, l/s	65
Unit weight, kg	42
Supply voltage, V	1~230
Maximal operating current, A	HE 5,2
Thermal efficiency of heat recovery, %	81
Reference flow rate, m <sup>3</sup> /s	0,05
Reference pressure difference, Pa	50
SPI, W/(m <sup>3</sup> /h)	0,31
Filters dimensions BxHxL, mm	285x130x46
Electric power input of the fan drive at reference flow rate, W	24
Electric power input of the fan drive at maximum flow rate, W	63
Electric air heater capacity, kW / Δt, °C	0,8 / 13,5
Maintenance space, mm	300
Control system	C4



## Acoustic data

A-weighted sound power level  $L_{WA}$ , dB(A) at reference flow rate

Supply inlet	52
Supply outlet	65
Exhaust inlet	53
Exhaust outlet	65
Casing	40

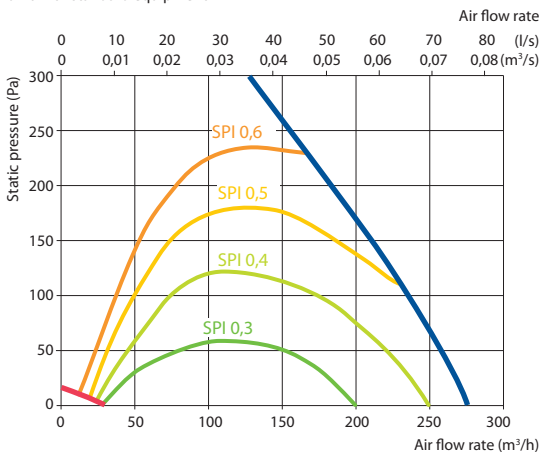
A-weighted sound pressure level  $L_{PA}$ , dB(A)

10 m<sup>2</sup> normally isolated room, distance from casing – 3 m.

Surroundings	30
--------------	----

## Performance

Unit with standard equipment

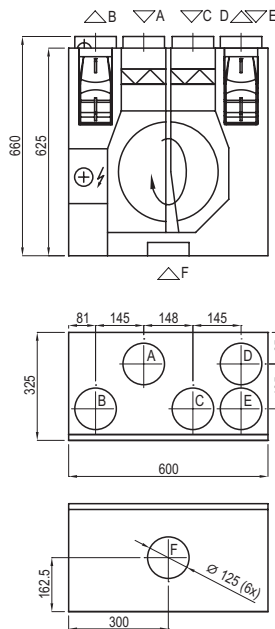


## Temperature efficiency

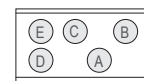
Outside temperature, °C	Winter					Summer		
	-23	-15	-10	-5	0	25	30	35
After heat exchanger, °C	13,4	14,9	15,9	16,8	17,8	22,6	23,5	25

indoor +22°C, 20 % RH

Shown as left (L1)



Shown as right (R1)



- A outdoor intake
- B supply air
- C extract indoor
- D exhaust air
- E additional extraction connection (by-pass – extraction without heat recovery)
- F kitchen hood connection (by-pass – extraction without heat recovery)

## Accessories

Closing damper	AGUJ-M-125+LF230/CM230
Silencer	A/D AGS-125-50-600-M
	B/C AGS-125-50-900-M
Water heater	DH-125
PPU	PPU-HW-3R-15-0,4-W2
2-way valve (heater)	VVP47.10-0,4

Water cooler	DCW-0,2-1
2-way valve (cooler)	VVP47.10-1,6
Kitchen hood	KH
Decorative panel	DP
Air distribution box	OSD-200 VE-125
Outdoor grill	LD-125
Water heater-cooler	DHCW-125

